

Accessibility Services Revitalization

January 17, 2017



Mission

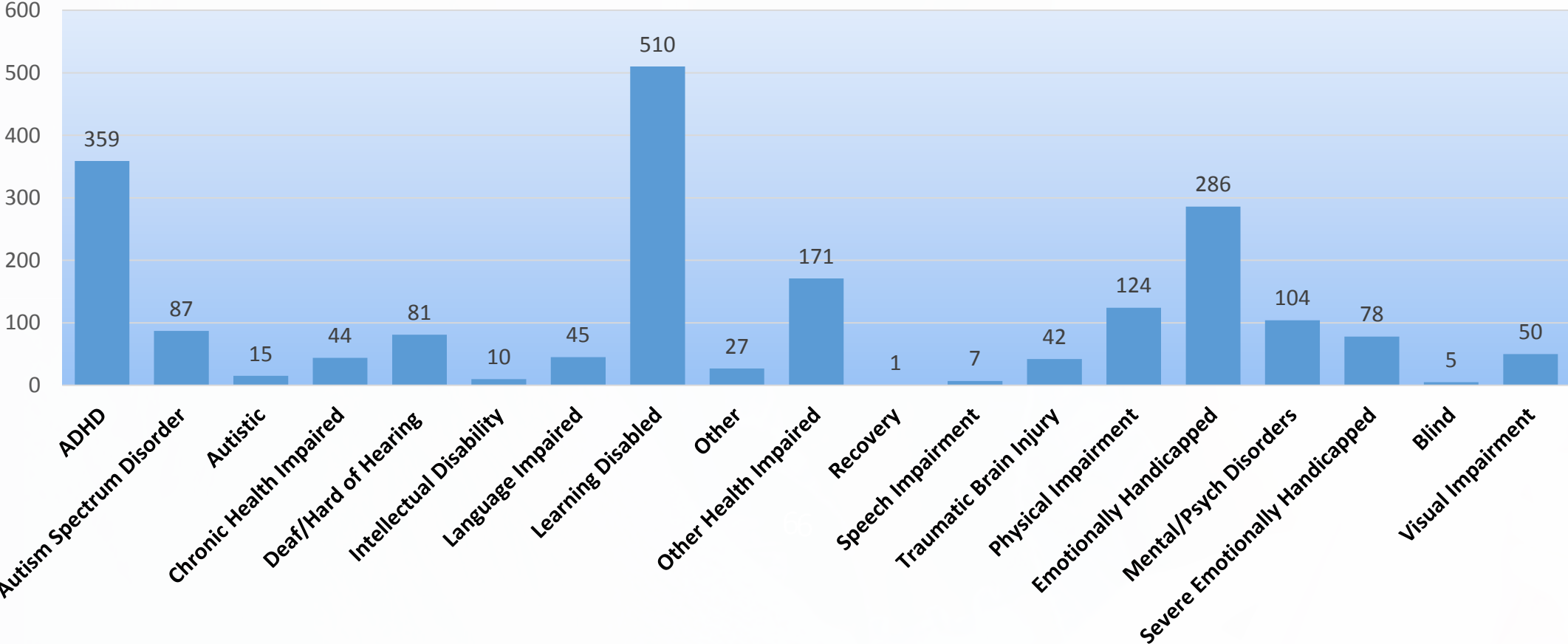
Promote equal educational access and support for students with disabilities.

Vision

Enhance student success, retention, completion, and job placements by providing diverse learners with assistive technologies, support services, and accommodations throughout the student's pathway.

Populations Served

Disability Types

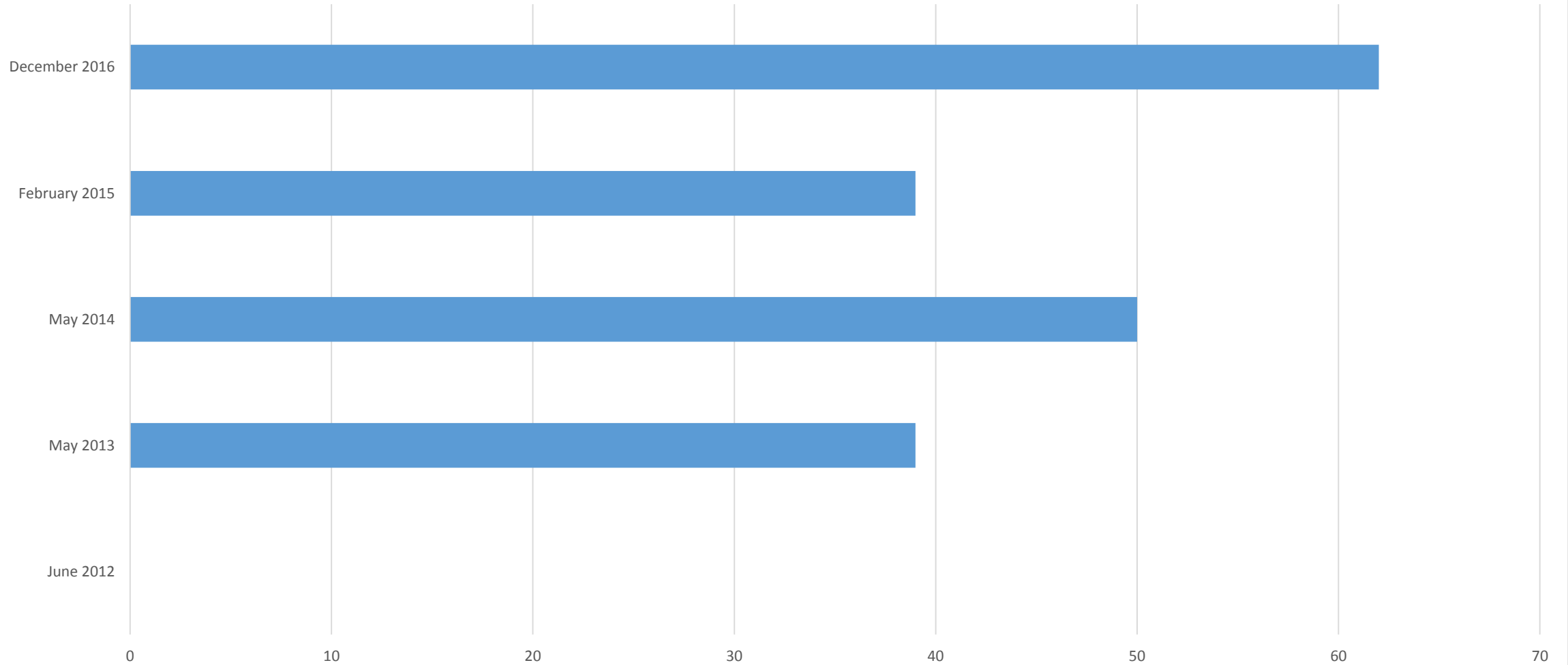


2015-2016 in Review

Proposed Plan	Accomplishments
Accessibility Services and Accessibility Services Coordinators	Accessibility Services is the new title, and the formerly named Disability Resource Managers are now Accessibility Coordinators. Hired Captionist/Interpreter.
College-wide student process along with training for faculty and staff	Developed and implemented 35 member college-wide Accessibility Task Force; Created and implemented ADA/AA Training for all staff and faculty, (to date 400 completions). AS participation at all Faculty welcome back, CETL adjunct trainings, OLS Skype faculty seminars, and Narrowing the Gulf Conference coordination and participation, Accessibility Checklists and Resource Guides developed, Resource videos/on-campus informational sessions established, Collaborated with Deans to create Technical Standards for SPC degree programs.
Integrating into Student Services and providing The College Experience: Smart Start Finish Strong services	All coordinators received all Student Service Training, including Career Development Facilitator Training and Customer Service Training, (200 hours each), All Advisors were included in the new Diploma Option and Advising for All Populations Trainings. Coordinator
Case manage students to increase success rates	Implemented the new Accessibility Information Management System to ensure continuity of services, auxiliary learning aids and student engagement in an accessible manner for face to face and online students. All coordinators collaborate with advisors to provide a multi-level support network for students .
Recruiting in Smart Start Orientation and classroom visits. Adding script to application to enrollee calls	Accessibility Services Information was integrated into the applicant to enrollee calls and a video was created for all Smart Start courses. Pinellas interagency Council (PINCS) leadership and collaboration with PCS, local and state agencies.

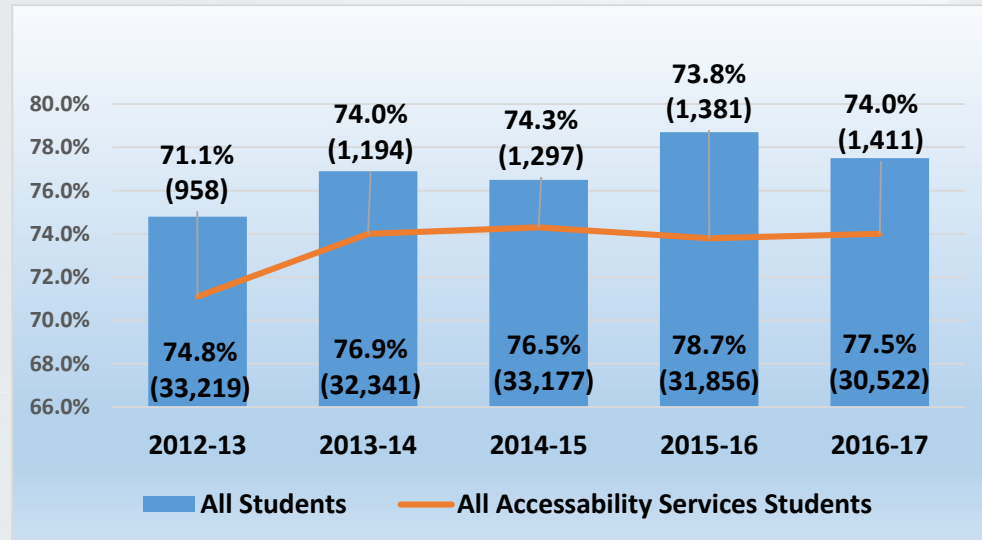
Accomplishments in Job Placement

Student Job Placement



Current Conditions

Fall Success Rates



United States: 64.6%
 Florida: 56.8%
St. Petersburg College: 74%

Student Visits

19%

2015: 22,537
 2016: 26,881

Accessibility Services

6.8%

Fall 2015/16: 67.2%
 Fall 2016/17: 74%

FTIC Students

.2%

Fall 2015/16: 73.8%
 Fall 2016/17: 74%

All Students

Note: Success rates exclude Pass/Fail Grading basis courses and audits. FTIC refers to students who are First Time in College.
 Source: Pulse Business Intelligence System, Campus Fall and Spring Success Rates dashboard, Date extracted Jan. 4, 2017.

Next Steps

2017

Jan | Feb | Mar | Apr | May | Jun | Jul | Aug | Sep | Oct | Nov | Dec

Jan 1 – Mar 30

All Faculty, Staff complete the new ADA Amendments training, Adjunct CETL Outreach completed

April 1 – June 30

New Training videos for Students, faculty and Staff are developed on a variety of Accessibility Topics

July 1 – Sept. 1

Accessibility Lab for Faculty/Students developed and operational on at least one campus

Sept 1 – Oct 1

All Assistive Technology Tracked inventoried and tracked through AIM System, The Learning Academy Transition Program Initiated for students on the Autism Spectrum

Oct 1 – Dec 31

Active Participation of at least one support group or Activity for Adaptive Sports Clinic Initiative and NAMI Peer-to-Peer Support, Note Taking Coordination through AIM System

Thank you!



Dr. Law and Sergio Cubero